


**ENGLISH:**

Task - Read story Ronny's Birthday (page 50,51) and do page 52 in English Reader

 **Comprehension**

**Quick Recap**

**A. Answer these questions.**

1. When is Ronny's birthday?
2. What is he doing to celebrate his birthday?
3. What does his mother make for the party?
4. Which games are played at the party?
5. When does Ronny's mother ask him to cut the cake?
6. Which is Ronny's favourite gift?


**B. Put these sentences in the correct order. Then, write them in your notebook.**

- Ronny's mother makes a cake and sandwiches for the party.
- At four o'clock, Ronny's friends arrive.
- Ronny wakes up on his birthday with a grin.
- They play games and Ronny cuts the cake.
- Ronny gets many gifts. His favourite gift is a scooter from his father.
- He is having a party to celebrate his birthday.






**Ponder**

**C. Think and answer.**

1. Why does Ronny's mother make a car-shaped birthday cake for Ronny?
2. Ronny celebrates his birthday with a party. Is there any other way of celebrating one's birthday?

 **Way with Words**

**A. Here are some words that show feelings. Make sentences with any five of them.**

 angry	 bored	 happy	 frightened	 excited
--	--	--	--	--

52


## MATHS:


Task - Watch the video carefully and do page 31 in book.

<https://youtu.be/iXTuhRRBekk>

### ADDITION STORIES

Fill in the blanks. Do the addition sums.

Suresh had .

His father gave him  more.

Suresh has 5 pencils now.

+


Aslam had .

Salim gave him  more.

Aslam has \_\_\_\_\_ kites now.

+


Vivek has .

Mukul has .

Together they have \_\_\_\_\_ balls.

+


 were sitting on a tree.

 more parrots came.

Now there are \_\_\_\_\_ parrots on the tree.

+

There are  in a tray.

and  in the second tray.

There are \_\_\_\_\_ bananas in all.

+

## HINDI:

### अभ्यास कार्य




गुंजन हिन्दी पाठमाला का पृष्ठ 87 करें।




● अपने माँ-पापा के साथ भेट्टी या रेलगाड़ी से यात्रा करो। अपने अनुभव मित्रों को बताओ।

● क. बिना पेट्रोल, इंजन के चलनेवाले वाहनों के नाम लिखो—  
.....




ख. एक एलबम में चार पहियोंवाले किन्हीं चार वाहनों के चित्र चिपकाओ।

ग. आप स्कूल कैसे जाते हैं 😊 बनाकर बताओ—

● किसमें कितने पहिए—



दिए गए चित्रों की सहायता से खाली स्थान भरों -



1. मानव और .....आज खुश हैं।

2. लाइन लगाकर सब..... में चढ़ गए।



3. थोड़ी ही देर में उनका..... आ गया।



4. माँ ने एक ..... रोजी।



5. माँल में उन्होंने..... भी खाई।



**वाक्य बनाओ -**

1. स्टेशन -

2. वाहन -

**UOI :**

Do the given task


(Submission Date 26-9-20)

**Theme - How we Organize Ourselves**

**Summative Assessment 2020-21**

**UOI, English and Maths (Integration)**

**Task 1** - Design your own future vehicle using Patterns and share with your peers.

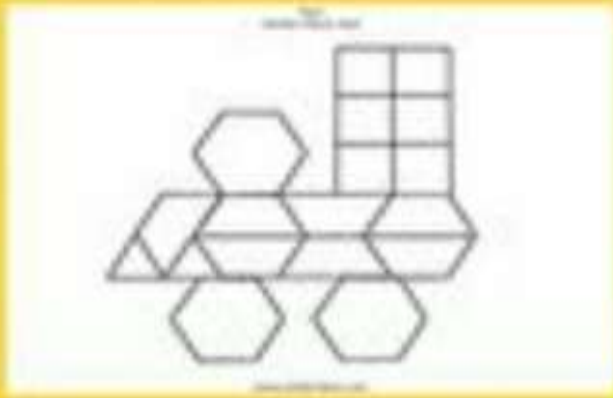
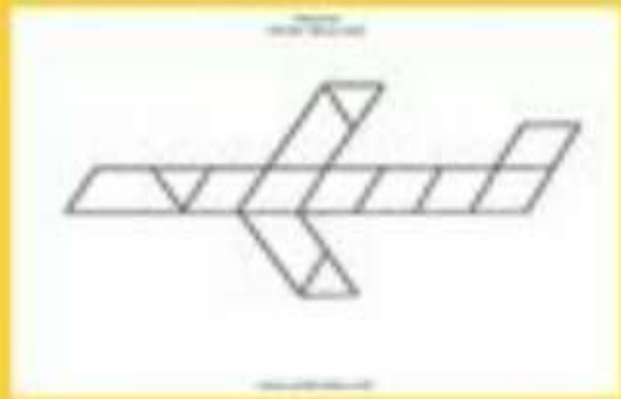
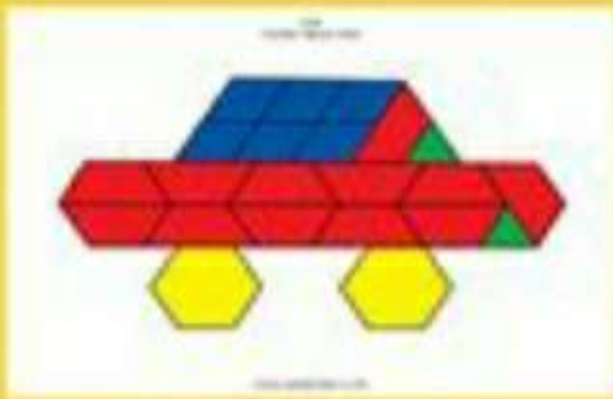


**Task 2** - Draw and write the names of Patterns (shapes) used.

<b>Pattern</b>	<b>Name of Pattern</b>

**Reference Picture for help**

# TRANSPORTATION PATTERN BLOCK MATS



**Task 3** - Write or express in 5-6 sentences about how your favourite vehicle will look in future? How will it help in better connectivity?

**HELP BOX-**

**Name of future vehicle , type of transport, speed ,number of wheels, features etc.**

## Summative Assessment (2020-21)

### Rubric

Conceptual understanding: - Transportation system develops overtime for better connectivity.

<b>Criteria</b>	<b>Above Standard (4)</b>	<b>Meets standard (3)</b>	<b>Approaching standard (2)</b>	<b>In- progress (1)</b>
<b>Conceptual understanding</b>	Learner demonstrates excellent understanding of the concepts learnt in this unit.	Learner demonstrates good understanding of the concepts learnt in this unit.	Learner demonstrates satisfactory understanding of the concepts learnt in this unit.	Learner demonstrates some understanding of the concepts learnt in this unit with prompts.
<b>Knowledgeable</b>	Learner exhibits excellent knowledge about the designed future vehicle.	Learner exhibits good knowledge about the designed future vehicle.	Learner exhibits satisfactory knowledge about designed future vehicle.	Learner exhibits some knowledge about the designed future vehicle.
<b>Presentation (Language)</b>	Learner is able to present understanding about how his/her future vehicle will help in better connectivity verbally or through writing independently.	Learner is able to present understanding about how his/her future vehicle will help in better connectivity verbally or through writing with some guidance.	Learner is able to present understanding about how his/her future vehicle will help in better connectivity verbally or through writing with prompts.	Learner is able to present understanding about how his/her future vehicle will help in better connectivity verbally or through writing with complete guidance.
<b>Patterns (Mathematics)</b>	Learner is able to identify and use patterns appropriately.	Learner is able to identify and use most of the patterns appropriately.	Learner is able to identify and use some patterns appropriately.	Learner is able to identify and use patterns with complete guidance.
<b>Use of Creativity</b>	Learner demonstrates excellent creativity by designing future vehicle using patterns	Learner demonstrates good creativity by designing future vehicle using patterns.	Learner demonstrates satisfactory creativity by designing future vehicle using patterns.	Learner demonstrates some creativity by designing future vehicle using patterns.

Teacher's feedback:-

---

---

**PE :**

Watch the video and follow the exercises.

<https://youtu.be/3KH3UJWkwf8>

**DANCE:**

**Theme: - How we organize ourselves  
Summative Assessment**

**Task: - Identify and match all the dance forms correctly.**

1.



***(A) Ghoomar***

2.



***(B) Terah taal***

3.



***(C) Kathputali***



4.



*(D) Kalbeliya*

5.



*(E) Bhavai*

6.



*(F) Chari*

7.



*(G) Kachchhi Ghodi*

8.



*(H) Gair*

### Checklist

- Knowledgeable
- Identifies all dance forms
- Appropriate understanding